

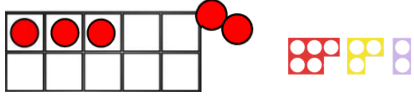

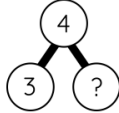



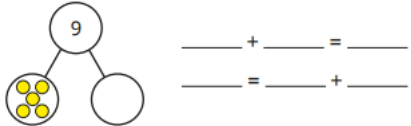
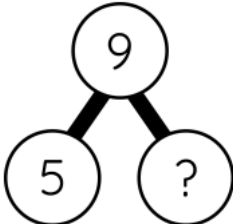
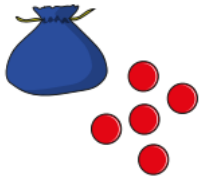
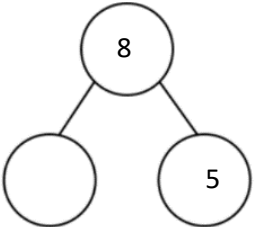

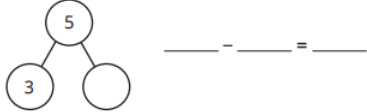


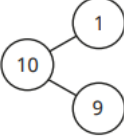
Calculation Policy




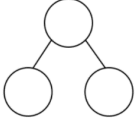


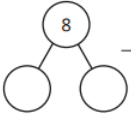
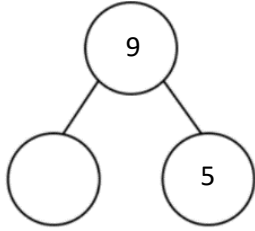
Subtraction

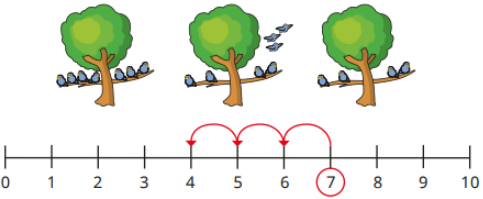
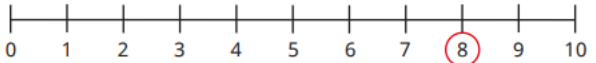
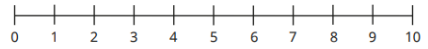
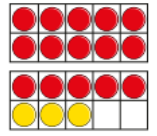
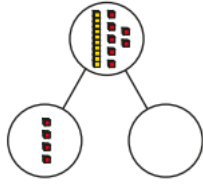
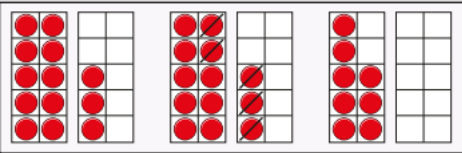
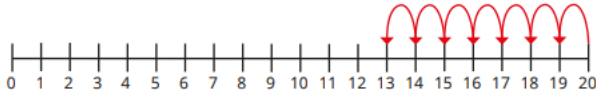

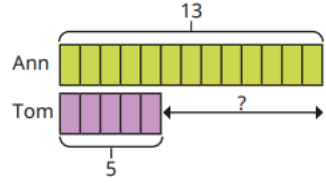
September 2023

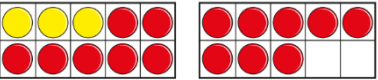


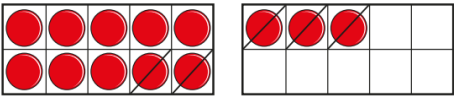
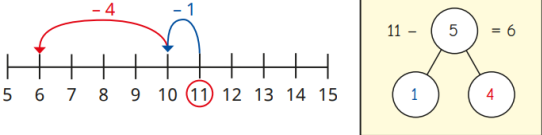
Subtraction:

EYFS:			
Vocabulary:	First Then Now Take away Minus Subtract Part Whole	Manipulatives & scaffolds:	Five and ten frames Fingers Numicon Interlocking cubes Double sided counters Part-whole model
Small step:	Concrete:	Pictorial:	Abstract:
Take away	Use real objects (numicon, ten frames & counters) to explore the concept that the quantity of a group can be changed by taking away. 	Use stories alongside images to provide meaningful context.  First there were six people on the bus. Then two people got off the bus. Now there are four people left.	There are four cakes in the shop, three cakes are eaten. How many are left?  $4 - 3 = ?$
How many did I take away?	To follow March 24		
Y1			
Vocabulary:	First, Then, Now, Take away, Minus, Subtract, Part, Whole, Less, Fewer, Difference between	Manipulatives & scaffolds:	Double sided counters Ten frames Part-whole model Dienes Bar model

Small step:	Concrete:	Pictorial:	Abstract:
Find a part	<p>I have 5 counters altogether. I have 2 in one hand, how many are in the other hand?</p>  <p>$2 + \underline{\quad} = 5$</p>	 <p>5 is a part, _____ is a part and 9 is the whole.</p>	<p>There are 9 children on a train. 5 children get off the train. How many are left?</p> 
Subtraction – find a part (Introducing the subtraction symbol)	 <p>There are 8 counters in total in the bag. How many counters are in the bag?</p>  <p>$8 - 5 = 3$</p>	 <p>How many ice creams do not have flakes?</p> <p>There are ___ ice creams that do not have flakes.</p> <p>$6 - \underline{\quad} = \underline{\quad}$</p>	
Fact families – the 8 facts		<p>There are 6 apples. </p> <p>5 of them are red and 1 is green.</p> <p>Write the fact family to show this.</p>	

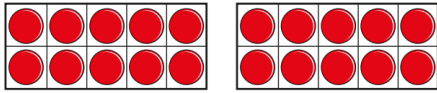
	$3 + 5 = 8$ $8 = 3 + 5$ $5 + 3 = 8$ $8 = 5 + 3$ $8 - 5 = 3$ $3 = 8 - 5$ $8 - 3 = 5$ $5 = 8 - 3$	$_ + _ = 6$ $6 = _ + _$ $_ + _ = 6$ $6 = _ + _$ $6 - _ = _$ $_ = 6 - _$ $6 - _ = _$ $_ = 6 - _$	$_ + _ = _$ $_ = _ + _$ $_ + _ = _$ $_ = _ + _$ $_ - _ = _$ $_ = _ - _$ $_ - _ = _$ $_ = _ - _$
Subtraction – take away/cross out (How many left?)	 <p>First there were 6 bears. Then 3 of the bears were taken away. Now there are 3 bears.</p>	<p>There are 7 birds in a tree. 3 birds fly away. Complete the sentences.</p> <ul style="list-style-type: none"> ▶ First there were _____ birds in the tree. ▶ Then _____ of the birds flew away. ▶ Now there are _____ birds in the tree. 	<p>Tell/write a ‘first, then, now’ story to describe what is happening in the picture.</p>  <p>Draw a part-whole model for your story.</p> 
Subtraction – take away (How many left?)	 <p>First there were 6 bears. Then 3 of the bears were taken away. Now there are 3 bears. 6 – 3 = 3</p>	<p>First there were 8 cakes. Then 5 of the cakes were eaten. How many cakes are left? Complete the part-whole model and the subtraction sentence.</p>   <p>_____ - _____ = _____</p>	 <p>9 – 5 = 4</p>

<p>Subtraction on a number line</p>	<p>How many birds are left?</p>  <p>▶ Why is 7 circled? ▶ Why are there 3 jumps? ▶ What number do the jumps end on? What does this mean?</p>	<p>Jo has 8 sweets. She gives 5 sweets to Ron. How many sweets does Jo have left? Use the number line to work it out.</p> 	 <p>6 - 4 = ____</p>
<p>Subtract ones using number bonds</p>	 <p>18 - 3 = ____</p>	 <p>17 - 4 =</p>	<p>19 - 3</p>
<p>Subtraction - counting back</p>	 <p>First there were __ counters Then __ were taken away Now there are __ counters</p>	<p>20 - 7 =</p> 	<p>19 = 8 =</p>
<p>Subtraction - find the difference</p>	 <p>There are __ more red counters. *focus on how many more there are</p>	<p>Ann has 13 marbles. Tom has 5 marbles.</p>  <p>How many more marbles does Ann have than Tom?</p>	<p>There are 11 pink pens and 7 green pens in a pot.</p> <p>How many more pink pens are there than green pens?</p>

<p>Y2</p> <p>Vocabulary:</p>	<p>First, Then, Now, Take away, Minus, Subtract, Part, Whole, Less, Fewer, Difference between, tens boundary, cross ten</p>	<p>Manipulatives & scaffolds:</p>	<p>Double sided counters Ten frames Part-whole model Dienes Number lines Bar model</p>
<p>Small step:</p>	<p>Concrete:</p>	<p>Pictorial:</p>	<p>Abstract:</p>
<p>Fact families – subtraction bonds within 20</p>	 <p>18 - ___ = ___ 18 - ___ = ___</p>		<p>___ - ___ = ___ ___ = ___ - ___ ___ - ___ = ___ ___ = ___ - ___</p>
<p>Subtract ones</p>	 <p>10 - 3 = 7</p>	 <p>20 - 6 = 14</p>	<p>10 - 3 = 20 - 6 =</p>
<p>Subtract across a ten</p>	 <p>I need to subtract ___ to get to 10 I need to subtract ___ more ___ less than ___ is</p>	 <p>I need to subtract ___ to get to 10 I need to subtract ___ more ___ less than ___ is</p>	<p>15 - 7 =</p>

Subtract from a ten (using knowledge of number bonds)

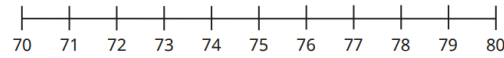
Build 20 in tens frames:



Use the ten frames to work out the subtractions.

$20 - 4$	$20 - 7$	$20 - 2$
$20 - 1$	$20 - 5$	$20 - 3$

Here is a number line.




Use the number line to work out the subtractions.

$80 - 4$	$80 - 7$	$80 - 2$
$80 - 1$	$80 - 5$	$80 - 3$

$50 - 7 =$
 $90 - 9 =$
 $70 - 8 =$

Subtract a 1-digit number from a 2-digit number (across a 10)

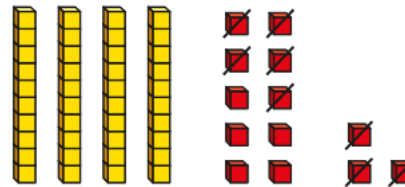


Build 53
*Explore why one ten is made up on ten ones



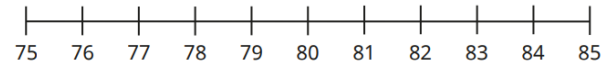
Subtract 8

$53 - 8 = 45$



Draw 53
Cross out 8 to subtract


$53 - 8 =$



$84 - 5 =$
 $85 - 7 =$

$34 - 7 =$
 $42 - 6 =$
 $23 - 5 =$

10 less


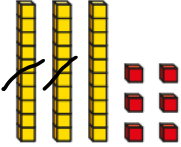

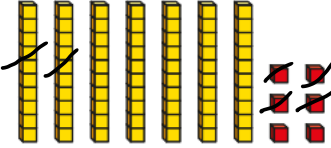
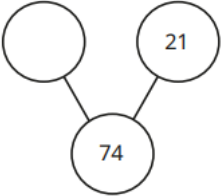

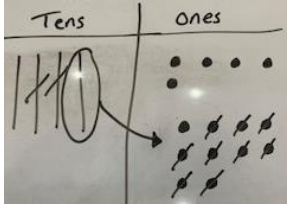




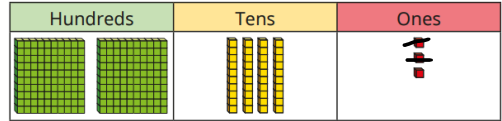
Build 35
Subtract 10
 $35 - 10 = 25$






















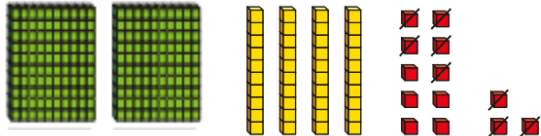
1	2	3	4	5	6	7	8	9	10
11	12	13	14	15	16	17	18	19	20
21	22	23	24	25	26	27	28	29	30
31	32	33	34	35	36	37	38	39	40
41	42	43	44	45	46	47	48	49	50
51	52	53	54	55	56	57	58	59	60

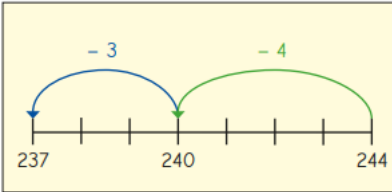


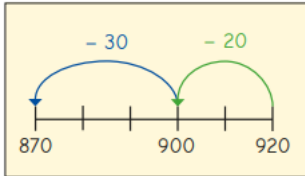

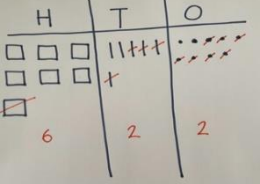
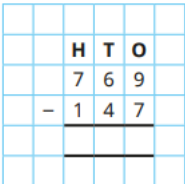
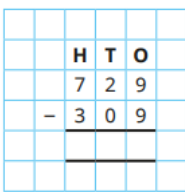
$35 - 10 =$

$35 - 10 =$

<p>Subtract 10s</p>	 <p>$36 - 20 =$</p>	 <p>$36 - 20 =$</p> <table border="1" data-bbox="969 408 1189 624"> <tr><td>1</td><td>2</td><td>3</td><td>4</td><td>5</td><td>6</td><td>7</td><td>8</td><td>9</td><td>10</td></tr> <tr><td>11</td><td>12</td><td>13</td><td>14</td><td>15</td><td>16</td><td>17</td><td>18</td><td>19</td><td>20</td></tr> <tr><td>21</td><td>22</td><td>23</td><td>24</td><td>25</td><td>26</td><td>27</td><td>28</td><td>29</td><td>30</td></tr> <tr><td>31</td><td>32</td><td>33</td><td>34</td><td>35</td><td>36</td><td>37</td><td>38</td><td>39</td><td>40</td></tr> <tr><td>41</td><td>42</td><td>43</td><td>44</td><td>45</td><td>46</td><td>47</td><td>48</td><td>49</td><td>50</td></tr> <tr><td>51</td><td>52</td><td>53</td><td>54</td><td>55</td><td>56</td><td>57</td><td>58</td><td>59</td><td>60</td></tr> <tr><td>61</td><td>62</td><td>63</td><td>64</td><td>65</td><td>66</td><td>67</td><td>68</td><td>69</td><td>70</td></tr> <tr><td>71</td><td>72</td><td>73</td><td>74</td><td>75</td><td>76</td><td>77</td><td>78</td><td>79</td><td>80</td></tr> <tr><td>81</td><td>82</td><td>83</td><td>84</td><td>85</td><td>86</td><td>87</td><td>88</td><td>89</td><td>90</td></tr> <tr><td>91</td><td>92</td><td>93</td><td>94</td><td>95</td><td>96</td><td>97</td><td>98</td><td>99</td><td>100</td></tr> </table> <p>$53 - 20 =$ $53 - 40 =$ $53 - 50 =$</p>	1	2	3	4	5	6	7	8	9	10	11	12	13	14	15	16	17	18	19	20	21	22	23	24	25	26	27	28	29	30	31	32	33	34	35	36	37	38	39	40	41	42	43	44	45	46	47	48	49	50	51	52	53	54	55	56	57	58	59	60	61	62	63	64	65	66	67	68	69	70	71	72	73	74	75	76	77	78	79	80	81	82	83	84	85	86	87	88	89	90	91	92	93	94	95	96	97	98	99	100	<p>$76 - 30 =$ $76 - 50 =$ $76 - 70 =$</p>
1	2	3	4	5	6	7	8	9	10																																																																																														
11	12	13	14	15	16	17	18	19	20																																																																																														
21	22	23	24	25	26	27	28	29	30																																																																																														
31	32	33	34	35	36	37	38	39	40																																																																																														
41	42	43	44	45	46	47	48	49	50																																																																																														
51	52	53	54	55	56	57	58	59	60																																																																																														
61	62	63	64	65	66	67	68	69	70																																																																																														
71	72	73	74	75	76	77	78	79	80																																																																																														
81	82	83	84	85	86	87	88	89	90																																																																																														
91	92	93	94	95	96	97	98	99	100																																																																																														
<p>Subtract two 2-digit numbers (not crossing a 10)</p>	<p>$76 - 24 =$</p> 	 <p>$76 - 24 =$</p>  <p>How many ones do you need to subtract? How many tens do you need to subtract? What is the difference between 74 and 21?</p>	<p>Work out the difference between these numbers:</p> <p>56 and 21 39 and 34 97 and 47</p>																																																																																																				
<p>Subtract two 2-digit numbers (across a 10)</p>	<p>$45 - 29 =$</p>  <p>1. Make 49</p>	<p>$45 - 29 =$</p>  <ol style="list-style-type: none"> 1. Make 45 2. Exchange one ten for ten ones 3. Now subtract 2 tens and 9 ones 	<p>Work out the difference between 75 and 28</p>																																																																																																				

	 <p>2. Exchange one ten for ten ones</p> <p>3. Now subtract 2 tens and 9 ones</p>		
Y3			
Vocabulary:	First, Then, Now, Take away, Minus, Subtract, Part, Whole, Less, Fewer, Difference between, Tens boundary, hundreds boundary, Cross ten, cross hundred, Exchange	Manipulatives & scaffolds:	Double sided counters Ten frames Part-whole model Dienes Bar model Number lines Place value charts Place value counters
Small step:	Concrete:	Pictorial:	Abstract:
Subtract 1s	$243 - 2 =$ 	$243 - 2 =$ 	$534 - 2 =$

<p>Subtract 10s</p>	<p>$461 - 20 =$</p> 	<p>$461 - 20 =$</p> <table border="1" data-bbox="965 240 1458 408"> <thead> <tr> <th>Hundreds</th> <th>Tens</th> <th>Ones</th> </tr> </thead> <tbody> <tr> <td></td> <td></td> <td></td> </tr> </tbody> </table>	Hundreds	Tens	Ones				<p>$561 - 30 =$</p>
Hundreds	Tens	Ones							
									
<p>Subtract 100s</p>	<p>$461 - 200 =$</p> 	<p>$461 - 200 =$</p> <table border="1" data-bbox="965 632 1272 759"> <thead> <tr> <th>Hundreds</th> <th>Tens</th> <th>Ones</th> </tr> </thead> <tbody> <tr> <td></td> <td></td> <td></td> </tr> </tbody> </table>	Hundreds	Tens	Ones				<p>$461 - 300 =$</p>
Hundreds	Tens	Ones							
									
<p>Subtract 1s across a 10</p>	<p>$253 - 8 =$</p> 	<p>$253 - 8 =$</p>  <p>*Explore why one ten is made up on ten ones</p>	<p>$171 - 6 =$</p>						


		$244 - 7 =$  <p>I need to subtract <u> </u> to get to the previous multiple of ten Then I need to subtract <u> </u> more</p>	
Subtract 10s across a 100	$323 - 40 =$  <p>*Explore why one hundred is made up ten tens</p>	$323 - 40 =$  <p>*Explore why one hundred is made up ten tens</p> $920 - 50 =$  <p>I need to subtract <u> </u> to get to the previous multiple of hundred Then I need to subtract <u> </u> more</p>	$322 - 50 =$
Subtract two numbers (no exchange)	$356 - 133 = 223$ 	 	

Subtract
 two
 numbers
 (across a
 ten)

$$65 - 28 =$$



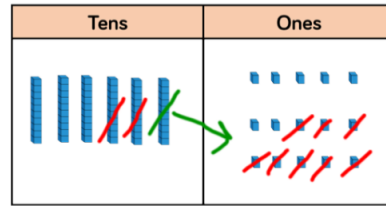
Make 65



Exchange 1 10 for 10 1s



Subtract 28




$$\begin{array}{r} \overset{5}{\cancel{6}} \overset{1}{5} \\ - 28 \\ \hline 37 \end{array}$$


	H	T	O
	3	1	5
-	2	2	1
	<hr/>		

Subtract
 two
 numbers
 (across a
 hundred)


$$435 - 273 =$$



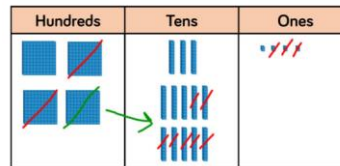
Make 435



Exchange 1 100 for 10 10s

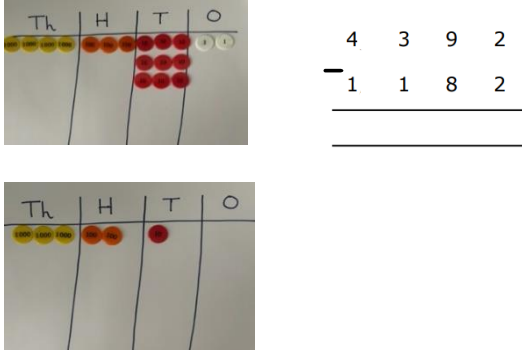
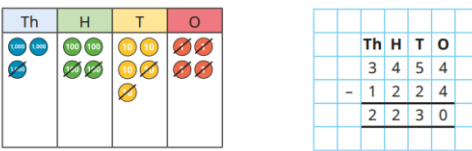

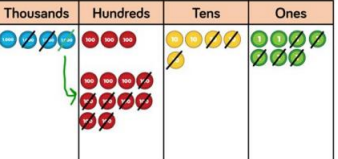







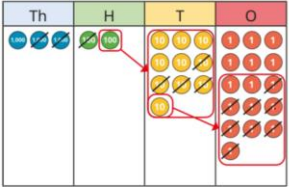
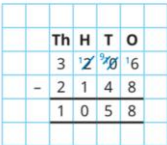
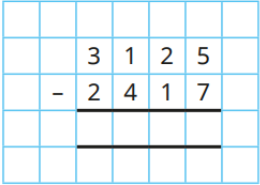
Subtract 273

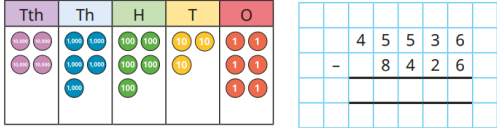

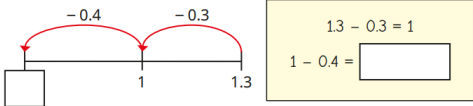


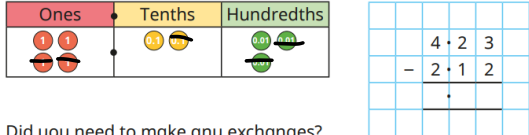
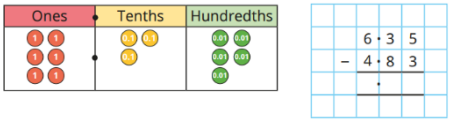
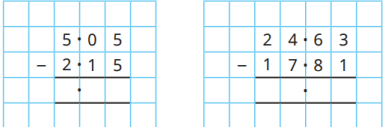




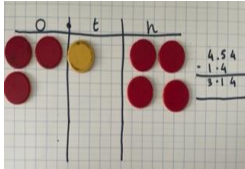
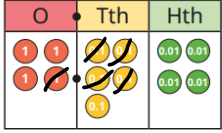
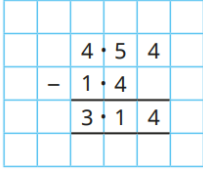
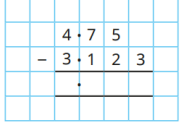
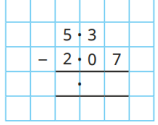
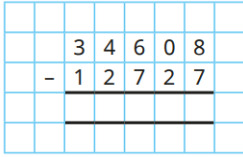
$$\begin{array}{r} \overset{3}{\cancel{4}} \overset{1}{3} 5 \\ - 273 \\ \hline 162 \end{array}$$

5	3	5	
-	3	6	7
	<hr/>		

Subtract 2-			<table border="1" style="margin-left: auto; margin-right: auto;"> <tr><td></td><td>2</td><td>9</td><td>1</td></tr> <tr><td>-</td><td></td><td>2</td><td>8</td></tr> <tr><td></td><td></td><td></td><td></td></tr> </table>		2	9	1	-		2	8				
	2	9	1												
-		2	8												
Y4															
Vocabulary:	First, Then, Now, Take away, Minus, Subtract, Part, Whole, Less, Fewer, Difference between, Tens boundary, hundreds boundary, cross ten, cross hundred, exchange, thousands, decimals, decimal place, tenths	Manipulatives & scaffolds:	Double sided counters Ten frames Dienes Place value charts Place value counters												
Small step:	Concrete:	Pictorial:	Abstract:												
Subtract two 4-digit numbers – no exchange	 $\begin{array}{r} 4392 \\ - 1182 \\ \hline \end{array}$		$\begin{array}{r} 1) 5586 \\ - 2172 \\ \hline \end{array}$												
Subtract two 4-digit numbers – one exchange	$4357 - 2735 =$  <p>Make 4357</p>	 $\begin{array}{r} 4357 \\ - 2735 \\ \hline \end{array}$	$\begin{array}{r} 31 \\ 4357 \\ - 2735 \\ \hline 1622 \end{array}$												

	 <p>Exchange one thousand for 10 100s</p>  <p>Subtract 2735</p>		
<p>Subtract two 4-digit numbers – more than one exchange</p>	<p>$4357 - 3584 =$</p>  <p>Make 4257</p>  <p>Exchange 1 1000 for 10 100s And 1 100 for 10 10s</p>  <p>Carry out the subtraction</p>	 	
<p>Y5</p>	<p>Vocabulary: First, Then, Now, Take away, Minus, Subtract, Part, Whole, Less, Fewer, Difference between, Tens boundary, hundreds boundary, cross ten, cross hundred, exchange, thousands, decimals, decimal place, tenths</p>	<p>Manipulatives & scaffolds:</p>	<p>Dienes Place value charts Place value counters</p>

Small step:	Concrete:	Pictorial:	Abstract:
Subtract whole numbers with more than 4 digits	When children begin to subtract larger numbers, written methods become more efficient; methods are less effective and take too much time		<p>The population of Hereford is 63,689</p> <p>The population of Chester is 87,593</p> <p>Find the difference between the population of Hereford and the population of Chester.</p>
Subtract decimals across 1	<p>When subtracting decimals, encourage children to subtract to get to 1 first, then subtract the remaining decimal. Tens frames may help pupils to see how to do this.</p> <p>$1.3 - 0.7 =$</p> <p>I subtract 0.3 to get to one.</p> <p>I can then subtract 0.4 from one.</p> 	<p>$1.3 - 0.7 =$</p>  <p>I subtract <u> </u> to get to one.</p> <p>I can then subtract <u> </u> from one.</p>	<p>$1.3 - 0.8 =$</p>
Subtract decimals with the same number of decimal places	<p>$6.35 - 4.83 =$</p>  <p>Make 6.35</p>  <p>Make any exchanges needed</p>	 <p>Did you need to make any exchanges?</p> 	

	 <p>Carry out the subtraction</p>		
Subtract decimals with a different number of decimal places	$4.54 - 1.4 =$  	 	 
Y6			
Vocabulary:	First, Then, Now, Take away, Minus, Subtract, Part, Whole, Less, Fewer, Difference between, Tens boundary, hundreds boundary, cross ten, cross hundred, exchange, thousands, decimals, decimal place, tenths, integers	Manipulatives & scaffolds:	Dienes Place value charts Place value counters
Small step:	Concrete:	Pictorial:	Abstract:
Subtract integers			

			<table border="1"> <tr><td></td><td></td><td></td><td></td><td></td><td></td><td></td><td></td></tr> <tr><td></td><td></td><td>4</td><td>7</td><td>6</td><td>1</td><td>3</td><td>2</td><td>5</td></tr> <tr><td></td><td>-</td><td></td><td>9</td><td>3</td><td>8</td><td>0</td><td>5</td><td>2</td></tr> <tr><td></td><td></td><td colspan="6">_____</td><td></td><td></td></tr> <tr><td></td><td></td><td colspan="6">_____</td><td></td><td></td></tr> </table>											4	7	6	1	3	2	5		-		9	3	8	0	5	2			_____										_____																																										
		4	7	6	1	3	2	5																																																																												
	-		9	3	8	0	5	2																																																																												

Subtract decimals		<table border="1"> <thead> <tr> <th>O</th> <th>Tth</th> <th>Hth</th> <th>Thth</th> </tr> </thead> <tbody> <tr> <td>0</td> <td>0.1 0.1</td> <td>0.01</td> <td>0.001 0.001</td> </tr> <tr> <td></td> <td>0.1 0.1</td> <td></td> <td>0.001 0.001</td> </tr> <tr> <td></td> <td>0.1</td> <td></td> <td>0.001</td> </tr> <tr> <td></td> <td>0.1 0.1</td> <td>0.01 0.01</td> <td></td> </tr> <tr> <td></td> <td>0.1 0.1</td> <td>0.01 0.01</td> <td></td> </tr> <tr> <td></td> <td>0.1 0.1</td> <td>0.01 0.01</td> <td></td> </tr> <tr> <td></td> <td>0.1 0.1</td> <td>0.01 0.01</td> <td></td> </tr> </tbody> </table> <p>0 . 9 7 5</p>	O	Tth	Hth	Thth	0	0.1 0.1	0.01	0.001 0.001		0.1 0.1		0.001 0.001		0.1		0.001		0.1 0.1	0.01 0.01			0.1 0.1	0.01 0.01			0.1 0.1	0.01 0.01			0.1 0.1	0.01 0.01		<table border="1"> <tr><td></td><td></td><td></td><td></td><td></td><td></td></tr> <tr><td></td><td></td><td>1</td><td>5</td><td>1</td><td>5</td></tr> <tr><td>-</td><td>0</td><td>6</td><td>4</td><td></td><td></td></tr> <tr><td></td><td>0</td><td>9</td><td>7</td><td>5</td><td></td></tr> </table>									1	5	1	5	-	0	6	4				0	9	7	5		<table border="1"> <tr><td></td><td></td><td></td><td></td><td></td><td></td></tr> <tr><td></td><td></td><td>4</td><td>1</td><td>4</td><td>3</td></tr> <tr><td>-</td><td>2</td><td>.</td><td>7</td><td>0</td><td></td></tr> <tr><td></td><td>2</td><td>.</td><td>7</td><td>3</td><td></td></tr> </table>									4	1	4	3	-	2	.	7	0			2	.	7	3	
O	Tth	Hth	Thth																																																																																	
0	0.1 0.1	0.01	0.001 0.001																																																																																	
	0.1 0.1		0.001 0.001																																																																																	
	0.1		0.001																																																																																	
	0.1 0.1	0.01 0.01																																																																																		
	0.1 0.1	0.01 0.01																																																																																		
	0.1 0.1	0.01 0.01																																																																																		
	0.1 0.1	0.01 0.01																																																																																		
		1	5	1	5																																																																															
-	0	6	4																																																																																	
	0	9	7	5																																																																																
		4	1	4	3																																																																															
-	2	.	7	0																																																																																
	2	.	7	3																																																																																